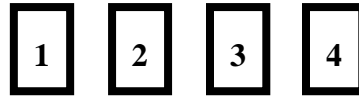


Stage 1

10 Rifle
10 Handgun
4+ Shotgun



Gun Order:

Handguns
Rifle
Shotgun



Long guns are staged as desired. All shooting may be from a single table, if desired. Shooter begins touching a revolver, ready to draw.

When the wranglers arrived at the chuck wagon, Cookie said, “Guess what I made for dinner!” The gunfight started when one of the cowboys hollered, “What? Mistakes?”

Indicate ready by saying, “**Mistakes?**” At the beep...

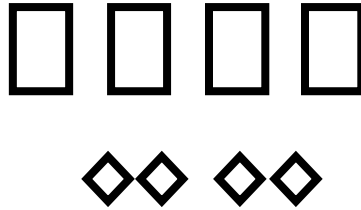
Handguns: Double-tap one square, then triple-tap the other and repeat instruction in the same direction. Engage only the two targets directly in front of your table.

Rifle: From table where rifle is staged, sweep the rectangles with a double-tap on target 1, a triple-tap on target 2, a double-tap on target 3, and a triple-tap on target 4. You may start on either end.

Shotgun: From anywhere on the firing line, engage knock down targets.


Stage 2

10 Rifle
10 Handgun
4+ Shotgun



Gun Order:

Rifle
Handguns
Shotgun



Rifle is staged on one table, shotgun staged on the other table, handguns are holstered. Shooter begins at table where rifle is staged, hands on hips.

A new wrangler told the ranch hands, “When I lived back east, I was a musician and a carpenter.” One replied, “What did you play? A tuba-four?” That’s what started the gunfight.

Indicate ready by saying, “**Tuba-four.**” At the beep...


Rifle: Alternate on left or right pair of rectangles for five shots, then alternate on the other pair for the remaining five shots.

Handguns: From the same table, alternate on the pair of squares directly in front of you for five shots, then move to the other table and alternate on the other pair for five shots.

Shotgun: Engage knock down targets.


Stage 3

10 Rifle
10 Handgun
2+ Shotgun



Gun Order:

Handguns
Rifle
Shotgun



Long guns are staged on right table, shooter begins at left table, hands touching table.

The gunfight in the saloon started when Earl said, “You must be the slowest bartender in town. If I ever want to quit drinking, I’m just gonna ask you for a beer.”

Indicate ready by saying, “**How about a cold beer?**” At the beep...

Handguns: From left table, engage tombstones as follows: T1-T2-T2-T3-T3-T3-T2-T2-T1 (begin on either end), then engage any knockdown target with your tenth shot.

Rifle: From right table, engage rectangles as follows: R1-R2-R2-R3-R3-R3-R2-R2-R1 (begin on either end), then engage any knockdown with your tenth shot.

Rifle and handgun misses on knockdown targets are not counted as 5-second penalties.



Shotgun: Engage remaining knockdown targets. (Knockdowns left standing at the end of the stage will be counted as misses.)

Stage 4

10 Rifle
10 Handgun
4+ Shotgun

Gun Order:

Shotgun
Rifle
Handguns



Rifle is staged on right table, handguns are holstered, shooter begins mid-way between tables gripping shotgun with both hands.

The cook was trying to teach Stretch and Jimmy some simple arithmetic. He asked, "Stretch, if you had six of these cookies and Jimmy tried to take one, what would you have left?" Stretch thought a second and replied, "Six cookies and a dead Jimmy." Then Jimmy started a gunfight.

Indicate ready by saying, **“A dead Jimmy.”** At the beep...

Shotgun: From anywhere along the firing line, engage knock down targets.

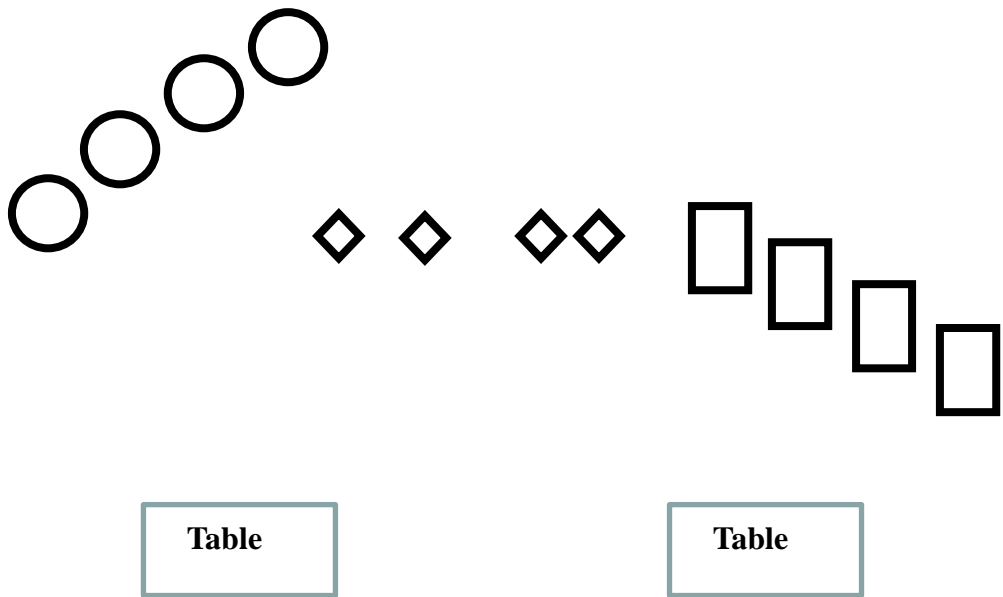
Rifle: From right table, engage rectangles in a 2-3-5 sweep beginning on either end.

Handguns: From left table, engage tombstones in a 2-3-5 sweep beginning on either end.

Stage 5

10 Rifle
10 Handgun
4+ Shotgun

Gun Order:
Rifle
Handguns
Shotgun



Shotgun is staged on right table, handguns are holstered. The shooter begins at left table, rifle at cowboy port arms.

Mac and Earl were in the liquor store when the manager asked, "Mac, do you need help?" Earl said, "Yeah, he needs help alright but he's gonna get some whiskey instead." That's what started the gunfight.

Indicate ready by saying, **"He needs help, alright."** At the beep...

Rifle: From left table, engage circles as follows: 1-2-3-4-3-3-2-2-1-1 Begin on either end.

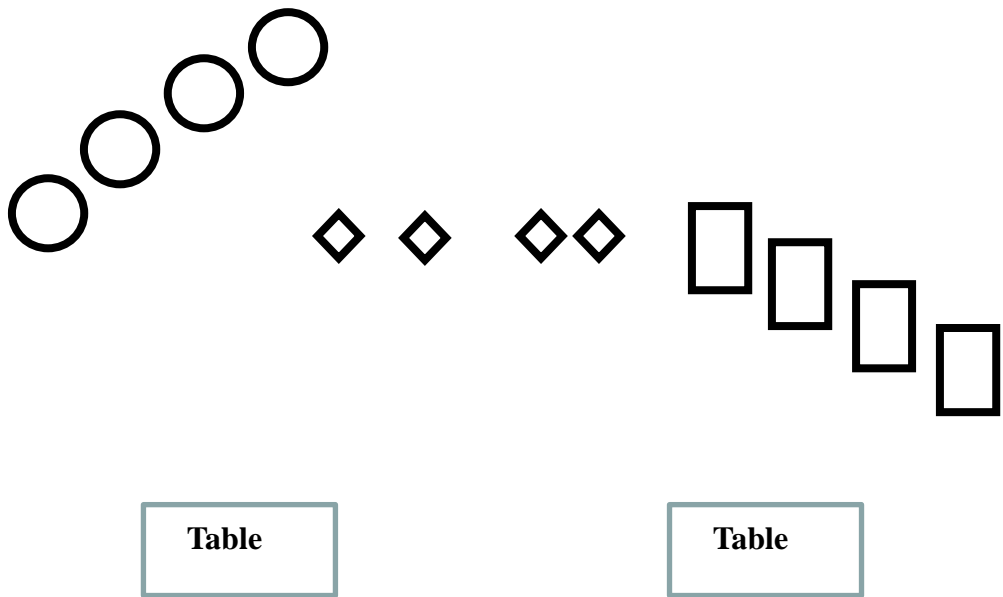
Handguns: From right table, engage rectangles as follows: 1-2-3-4-3-3-2-2-1-1 Begin on either end.

Shotgun: From anywhere on the firing line, engage knockdown targets.

Stage 6

10 Rifle
10 Handgun
4+ Shotgun

Gun Order:
Shotgun
Rifle
Handguns



Rifle is staged on left table, handguns holstered, shooter begins anywhere on firing line, gripping shotgun with both hands.

“I’m embarrassed about the way we live,” a young wife said to her lazy husband. “We live with my parents, my father buys all our food, my mother makes all our clothes and you don’t do a darn thing. You won’t get a job and I’m so ashamed.” Her husband replied, “You should be ashamed. Your useless brothers haven’t lifted a finger for us.” Then she started the gunfight.

Indicate ready by saying, **“Haven’t lifted a finger.”** At the beep...

Shotgun: From anywhere along firing line, engage knockdown targets.

Rifle: From left table, engage circles at least twice each.

Handguns: From right table, engage rectangles at least twice each.