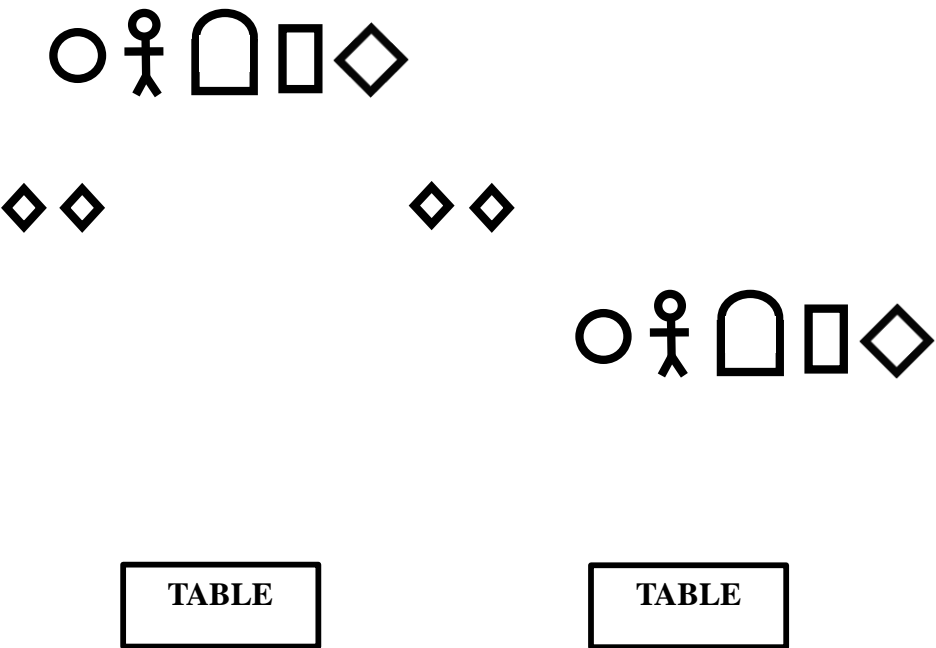


Stage 1

10 Rifle
10 Handgun
4+ Shotgun



Gun Order:
Rifle
Shotgun
Handguns
Shotgun

Shotgun is staged on left table, handguns are holstered. Shooter begins at left table holding rifle as desired.

Lulu asked, “Martha, how’s your fiancé?” Martha replied, “Well, for one thing, he’s not my fiancé anymore.” Lulu said, “That’s good. I never liked that idiot and he was ugly, too.” Martha said, “We got married last week.” That’s what started the gunfight.

Indicate ready by saying, “**Just married.**” At the beep...

Rifle: Engage rifle targets in a double-tap sweep from either end.

Shotgun: From left table, knock down two shotgun targets. Restage shotgun on right table.

Handguns: From right table, engage handgun targets in a double-tap sweep from either end.


Shotgun: From anywhere on the firing line, knock down the other two shotgun targets.

Stage 2

10 Rifle

10 Handgun

4+ Shotgun



Gun Order:

Handguns

Rifle

Shotgun



Long guns are staged on left table, shooter begins with both hands on right table.

Members from the town council came by yesterday asking for donations to build a swimming pool so I offered them a bucket of water. That's what started the gunfight.

Indicate ready by saying, **“Here’s you go.”** At the beep...

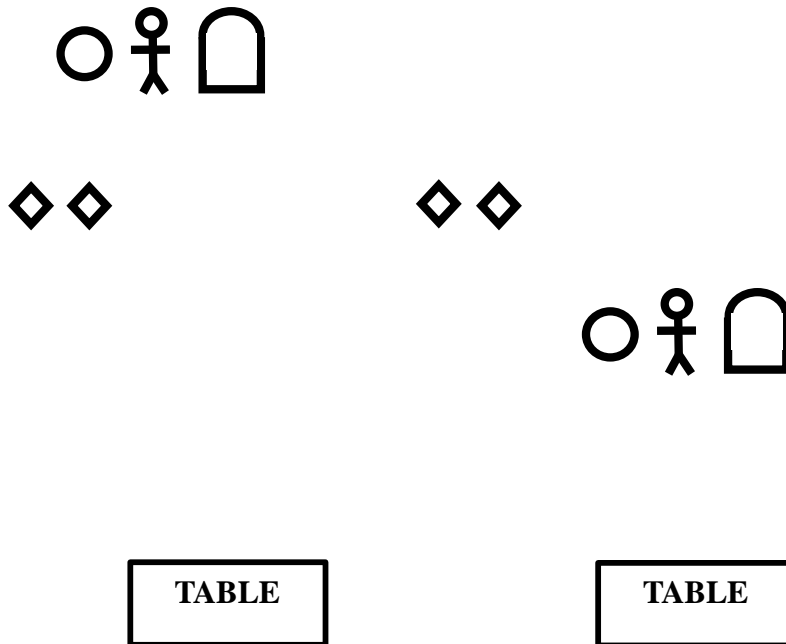
Handguns: From right table, engage handgun targets in two 5-shot sweeps. Each sweep may begin on either end.

Rifle: From left table, engage rifle targets in two 5-shot sweeps. Each sweep may begin on either end.

Shotgun: Engage knockdown targets from anywhere on the firing line.

Stage 3

10 Rifle
10 Handgun
4+ Shotgun



Gun Order:

Rifle
Shotgun, if needed
Handguns

Long guns are staged on left table, handguns holstered. Shooter begins at left table with hands on hips.

The boss said, "This is the third time you've been late for work this week. Do you know what that means?" Apparently, 'It's Wednesday?' wasn't the answer he was after. That's what started the gunfight.

Indicate ready by saying, **“It’s Wednesday?”** At the beep...

Rifle: From left table, engage each rifle target twice in any order, then engage four knockdown targets.

Shotgun: From left table, engage remaining knockdown targets.

Handguns: From right table, engage handgun targets at least twice each in any order.

Stage 4

10 Rifle
10 Handgun
4+ Shotgun

Gun Order:
Shooter's choice



Shooter may begin behind the right table holding either long gun, ready for use. The other long gun will be staged as desired and handguns are holstered...OR...begin behind left table touching at least one revolver and long guns may be staged as desired.

The doc said Bob's father was near death. Poor Bob headed to the saloon for a drink and he happened to meet a beautiful woman there. He told her, "I may look like an ordinary guy, but my father has a very short time to live. When he goes, I'll inherit over six million dollars." Impressed, the woman had a drink with him. A few days later, he asked her out again, but she refused, saying, "Sorry, but it wouldn't be right to date my new step-son." That's what started the gunfight.

Indicate ready by saying, **"It wouldn't be right."** At the beep...

Handguns: From left table, engage handgun targets as follows: 1-1-2-2-3-3-4-3-2-1. Begin on either end.

Rifle: From right table, engage rifle targets as follows: 1-1-2-2-3-3-4-3-2-1. Begin on either end.

Shotgun: From anywhere on the firing line, engage knockdown targets.

Stage 5

10 Rifle
10 Handgun
4+ Shotgun



Gun Order:
Shotgun
Rifle
Handguns



TABLE

TABLE

Rifle and shotgun are staged on right table, handguns are holstered. Shooter begins behind right table holding as many shotgun shells as they desire.

A man at the bar said to the pretty lady, “Would you like to go somewhere to be alone?” The lady said she would love to so the man replied, “Thanks, your perfume smells really bad and it’s making me sick.” That's what started the gunfight.

Indicate ready by saying, **“Your perfume smells really bad.”** At the beep...

Shotgun: Engage knockdown targets.

Rifle: Begin on either end and engage rifle targets as follows: 1-2-3-4-1-2-3-1-2-1

Handguns: From within kicking distance of the left table, begin on either end and engage pistol targets as follows: 1-2-3-4-1-2-3-1-2-1

Stage 6

10 Rifle

10 Handgun

4+ Shotgun

Gun Order:

Shooter's choice,
rifle not last.



TABLE

TABLE

Rifle and shotgun are staged as desired, pistols holstered. Shooter may begin at either table touching whatever gun they plan to use first.

My wife asked me where the broom was. I asked, “Why, where are you going?” That’s what started the gunfight.

Indicate ready by saying, **“Where are you going?”** At the beep...

Rifle: From right table, alternate on either the circles or the rectangles for five rounds, then alternate on the other pair for five rounds.

Shotgun: From anywhere on the firing line, engage knock down targets.

Handguns: From left table, alternate on either the circles or the rectangles for five rounds, then alternate on the other pair for five rounds.