

Stage 1

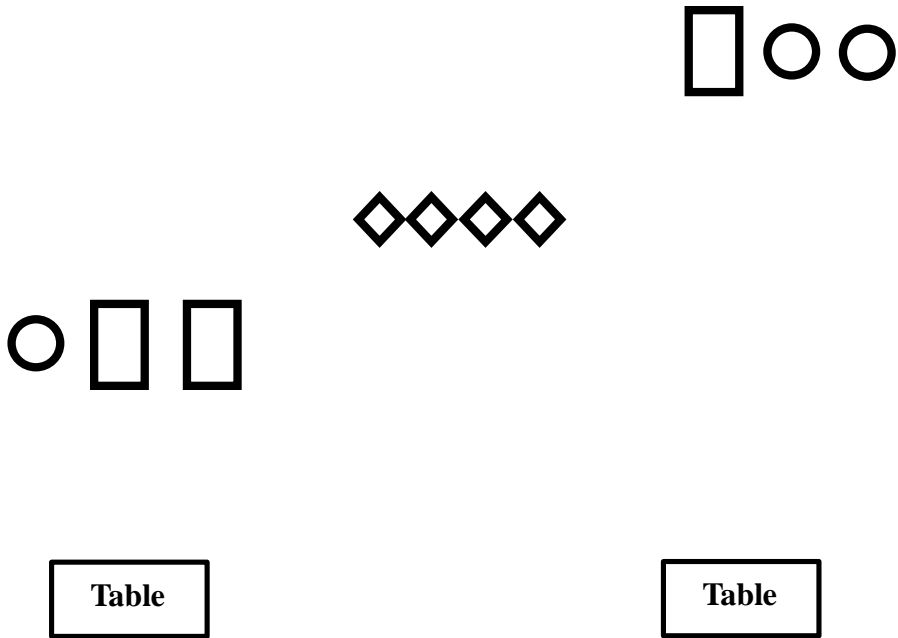
10 Rifle

10 Handgun

4+ Shotgun

Gun Order:

Rifle not last



Long guns are staged on right table, handguns are holstered. The shooter begins at either table covering nose with both hands.

You probably know that February is the beginning of skunk mating season. It reminds me of a story I heard a few years ago. Mac and Earl found an injured skunk on the trail and decided to take it to the vet. Mac told Earl, “Just put the skunk under your jacket to keep it warm.” Earl asked, “What about the awful smell?” Mac replied, “Well, the skunk will just have to get used to it.” That’s what started the gunfight.

Indicate ready by saying, **“He’ll just have to get used to it.”** At the beep...

Handguns: From left table, alternate on rectangles for six shots, then engage circle four times.

Rifle: From right table, alternate on circles for six shots, then engage rectangle four times.

Shotgun: From anywhere along the firing line, engage knockdown targets.

Stage 2

10 Rifle

10 Handgun

4+ Shotgun

Gun Order:

Shotgun last



Table

Table

Rifle is staged on right table, shotgun staged as desired, handguns are holstered. The shooter begins with at least one hand touching either table.

Earl asked, “Mac, why don’t you like my sister? She has a great personality.” Mac replied, “True, she does have a great personality. It’s just not a human personality.” That’s what started the gunfight.

Indicate ready by saying, “**She has a great personality.**” At the beep...

Rifle: From right table, single-tap each circle, then triple-tap each circle, then single-tap each circle again. No target may be engaged more than three times in a row.

Handguns: From left table, engage rectangles following the rifle instruction.

Shotgun: From anywhere along firing line, engage knockdown targets.

Stage 3

10 Rifle
10 Handgun
4+ Shotgun

Gun Order:
Handguns last



Long guns are staged on right table, handguns are holstered. The shooter begins at the right table with hands on hips.

Louise said, “Mac, I’m wearing this dress to the Valentine’s dance. What’s your opinion?” Mac answered, “Well, it’s absolute crap.” Louise replied, “More than likely, but let’s hear it anyway.” That’s what started the gunfight.

Indicate ready by saying, **“It’s absolute crap.”** At the beep...

Rifle: From right table, engage left circle four times, then double-tap the right circle, then engage left circle four times.

Shotgun: From anywhere along the firing line, engage knockdown targets.

Handguns: From left table, engage left rectangle four times, then double-tap the right rectangle, then engage the left rectangle four times.

Stage 4

10 Rifle

10 Handgun

4+ Shotgun

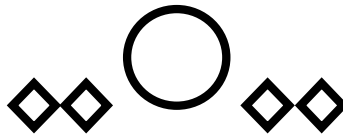

Gun Order:

Rifle

Shotgun

Handgun

Shotgun



Table

Table

Shotgun is staged on left table, handguns are holstered. The shooter begins at left table holding rifle as desired.

A man asked his wife, “Well, tomorrow’s Valentine’s Day. What’s something really special I could get for you as a gift?” She replied, “Well, I don’t really know...” The man cut her off mid-sentence and quickly said, “Ok, I’ll give you another year to think it over.” That’s what started the gunfight.

Indicate ready by saying, **“Think it over.”** At the beep...

Rifle: From left table, engage rifle targets and big circle in a continuous Nevada sweep. Begin on coffin or big circle.

Shotgun: From anywhere along firing line, engage any two knockdown targets. You may reengage misses now or later.

Handguns: From right table, engage handgun targets and big circle in a continuous Nevada sweep. Begin on big circle or little circle.

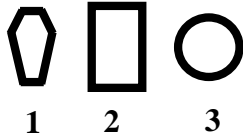
Shotgun: From anywhere along firing line, engage remaining knockdown targets.

Stage 5

10 Rifle

10 Handgun

4+ Shotgun

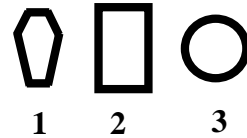


Gun Order:

Handguns

Rifle

Shotgun



Table

Table

Long guns are staged on left table, handguns are holstered. The shooter begins at right table, hand(s) on revolvers, ready to draw.

The lawyer said, “Tell the court what you witnessed at the Valentine’s Day murder.” The witness testified, “It happened like this. Martha accused Clem of cheating on her. Clem told her to shut up and that she sounded just like his wife. That’s what started the gunfight.”

Indicate ready by saying, **“You sound just like my wife.”** At the beep...

Handguns: From right table, single-tap the targets as follows: 1-2-1-3-1-2-1-3-1-2

Rifle: From left table, engage rifle targets in the same sequence as handgun instructions.

Shotgun: From anywhere along firing line, engage knockdown targets.

Stage 6

10 Rifle

10 Handgun

4+ Shotgun



Gun Order:

Rifle

Handguns

Shotgun



Shotgun is staged on right table, handguns are holstered. The shooter begins at left table with arms crossed over chest.

Earl and Mac were having a heated discussion about politics. Earl said, “We disagree on politics, but there’s no need to get all worked up. Just calm down, take a deep breath and hold it for about twenty minutes.” That’s what started the gunfight.

Indicate ready by saying, **“Take a deep breath.”** At the beep...

Rifle: From left table, engage rifle targets in this order: double-tap coffin, double-tap rectangle, single-tap coffin, single-tap rectangle, double-tap coffin, double-tap rectangle.

Handguns: From right table, engage handgun targets in the same sequence as rifle instructions.

Shotgun: From anywhere along firing line, engage knockdown targets.