



# Stage 1

10 Rifle  
10 Handgun  
4+ Shotgun



Gun Order:

Rifle  
Shotgun  
Handguns



Table

Table

Long guns are staged on left table, handguns are holstered. The shooter begins with both hands on left table.

When Earl brought Mac home for dinner, his wife was really angry. She screamed, "My hair is dirty, the house is a mess, and the dishes haven't been washed. I'm in a really bad mood and don't feel like cooking. Why did you bring company tonight?" Earl replied, "Well, he *was* thinking about getting married." That's what started the gunfight.

Indicate ready by saying, **“He was thinking about getting married.”** At the beep...

Rifle: From left table, double-tap center rectangle, then sweep them from the left and repeat sequence.


Shotgun: From anywhere on the firing line, engage knockdown targets.

Handguns: From right table, double-tap center circle, then sweep them from the left and repeat sequence.

## Stage 2

10 Rifle  
10 Handgun  
4+ Shotgun

Gun Order:  
Handguns  
Rifle  
Shotgun



Table

Table

Long guns are staged on left table, handguns are holstered. The shooter begins at right table, hands on revolvers ready to draw.

Earl said, "What do you think is further away, Florida or the moon?" Mac replied, "Earl, I can't believe how stupid you are, you can't even see Florida from here!" That's what started the gunfight.

Indicate ready by saying, **“You can’t even see Florida from here.”** At the beep...

Handguns: From right table, double-tap each circle, then single-tap each circle, then double-tap each circle again. (Example: L-L-R-R-L-R-L-L-R-R) You may begin on either circle.

Rifle: From the left table, double-tap each rectangle, then single-tap each rectangle, then double-tap each rectangle again. You may begin on either rectangle.

Shotgun: Engage knockdown targets.

## Stage 3

10 Rifle

10 Handgun

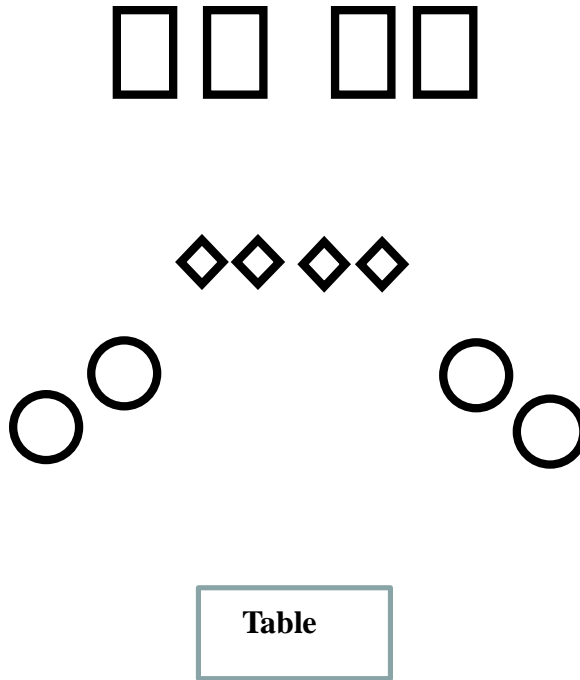
4+ Shotgun

Gun Order:

Shotgun

Rifle

Handguns



Rifle is staged on table, handguns are holstered. The shooter begins gripping shotgun in both hands.

Earl told Mac, "I've been exercising a lot, trying to get back in shape." Mac replied, "It's working. You're exactly the shape of a potato." That's what started the gunfight.

Indicate ready by saying, **“The shape of a potato.”** At the beep...

Shotgun: Engage knockdown targets

Rifle: Alternate on one pair of rectangles for five shots, then repeat instruction on the other pair of rectangles.

Handguns: Alternate on one pair of circles for five shots, then repeat instruction on the other pair of circles.

## Stage 4

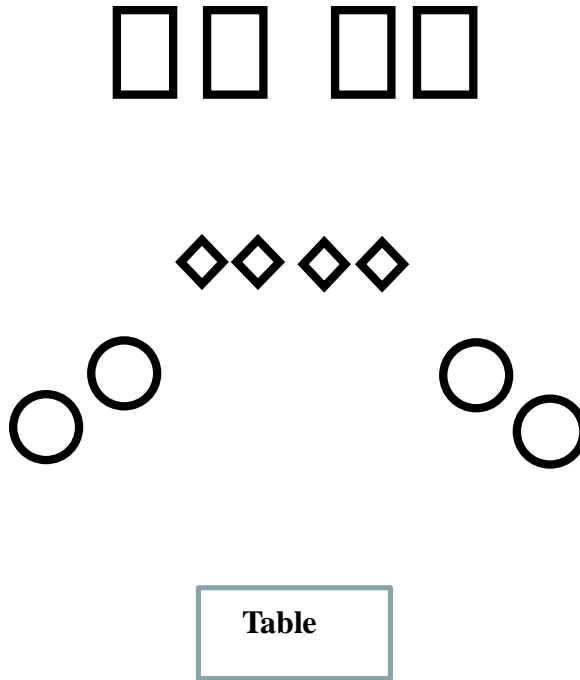
10 Rifle

10 Handgun

4+ Shotgun

### Gun Order:

Shooter's choice,  
rifle may not be last



Long guns are staged on the table, handguns are holstered. The shooter begins with hands on hips.

Mac told Earl, "You shouldn't feel too bad about gaining a few pounds over the last year. Keep your chin up. Both of them." That's what started the gunfight.

Indicate ready by saying, **“Keep your chin up.”** At the beep...

Rifle: Engage rectangles in a continuous Nevada-sweep starting on either end.

Handguns: Engage circles in a continuous Nevada-sweep starting on either.

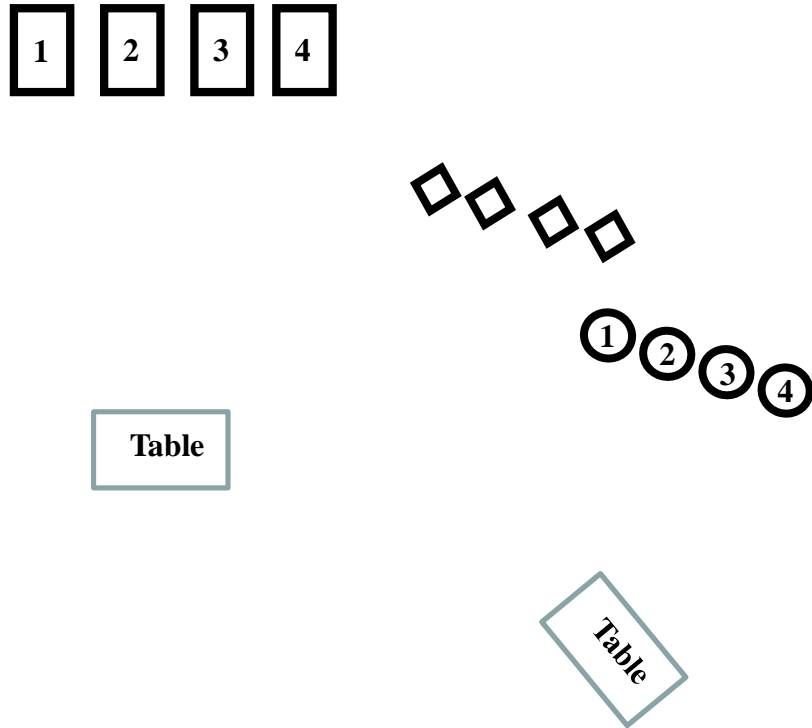
Shotgun: Engage knockdown targets.

## Stage 5

10 Rifle  
10 Handgun  
4+ Shotgun

### Gun Order:

Rifle  
Handgun  
Shotgun



Shotgun is staged on right table, handguns are holstered. The shooter begins holding rifle as desired.

The bartender asked Mac how his garden was coming along. Mac said, "Oh, it's gonna be a great garden this year." Earl agreed, "Mac is so excited about it he wet his plants." That's what started the gunfight.

Indicate ready by saying, **“How’s your garden?”** At the beep...



Rifle: From right table, engage rectangles in this target order: 1-2-3-4-3-3-2-2-1-1. Discard rifle pointing toward right berm.

Handguns: From right table, engage circles in this target order: 1-2-3-4-3-3-2-2-1-1.

Shotgun: From any safe location between the tables, engage knockdown targets.

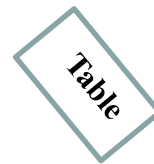
## Stage 6

10 Rifle  
10 Handgun  
4+ Shotgun



### Gun Order:

Handguns are last



Long guns are staged on right table, handguns holstered, shooter begins at default position.

Earl said, "The doc told my wife she can't touch anything alcoholic anymore." Mac said, "So, I guess you'll be getting a divorce then?" That's what started the gunfight.

Indicate ready by saying, **“Never touch the stuff.”** At the beep...

Rifle: From right table, engage rectangles in a regressive sweep from either end. (4 on 1st, 3 on 2<sup>nd</sup>, 2 on 3<sup>rd</sup>, 1 on 4<sup>th</sup>.) Discard rifle pointed toward right berm but do not violate the 170 rule.

Shotgun: From any safe location between the two tables, engage knockdown targets. If shotgun is discarded on the right table, point the muzzles toward the right berm but do not violate the 170 rule.

Handguns: From any safe location between tables, engage rectangles in a regressive sweep from either end. (4 on 1st, 3 on 2<sup>nd</sup>, 2 on 3<sup>rd</sup>, 1 on 4<sup>th</sup>.)